

Mercedes-benz C W204 2007-2011 installation guide



1. Original Monitor (Please power off before installation)



2. Pry the air conditioning vent panel



3. Remove the fixing screws of the original monitor




4. Pry out the buckles from the left and right sides of the original host



5. Unplug the original power harness from Host, and connect it to android harness.




6. Remove the fixing screws of the original monitor, and take out the monitor



7. Connect the external LVDS adapter box equipped.



8. Assemble well the stand on original dashboard and put cables well




9. Fixing and install android device



10. Host effect picture after installation



11. Android device effect picture after installation



12. Android Cables connector

1. 4G antenna Port
2. GPS antenna Port
3. RCA cable LVDS adapter
4. RCA Port
5. USB Port
6. Android Power Interface
7. 2015/2016year shared CAN interface
8. 2015/2016year short-circuited wiring interface
9. Audio USB port
10. 2015year CAN interface
11. 2016year CAN interface
12. ISO female plug
13. ISO male plug