

# Installation Guide Fits for 7 SERIES F01/F02 2009-2015



1.Original Monitor  
(Power off before installing).



2.Pry out the decoration strip  
from Dashboard.




3.Pry loose and take out the  
decoration strip.



4.Remove the fixed screws  
from original monitor.



5.Remove the fixed screws,  
and take out the panel.




6.Remove the fixed screws  
from the Host.




7.Pry loose the net and take  
out the center speaker.



8.Connect well the center speaker  
cable with android cable.



9.Remove the original power  
harness and optical fiber, then  
plug it with Android power  
harness.



10.Plug well all the cables.



11.Effect photo after installation  
well.